

Φοίνικας Πειραιά **52 - 67** Αργοναύτης Τρ.

| | | | | |
|-----|---------|-----|---------|-----|
| 57% | 8 / 14 | FT | 10 / 18 | 56% |
| 46% | 16 / 35 | 2FG | 27 / 49 | 55% |
| 15% | 4 / 27 | 3FG | 1 / 24 | 4% |
| 45 | 30 - 15 | Rb | 30 - 18 | 48 |
| | 23 | Tu | 12 | |

Referees: Γαρανζιώτης, Περδετζόγλου

| By Quarter | 1 | 2 | 3 | 4 |
|------------------|----|----|----|----|
| Φοίνικας Πειραιά | 15 | 9 | 14 | 14 |
| Αργοναύτης Τρ. | 12 | 17 | 15 | 23 |

| End of Quarter | 1 | 2 | 3 | 4 |
|------------------|----|----|----|----|
| Φοίνικας Πειραιά | 15 | 24 | 38 | 52 |
| Αργοναύτης Τρ. | 12 | 29 | 44 | 67 |



Φοίνικας Πειραιά

Coach: Π. Ζεβουλάκος

Fastbreaks: 1 / 4

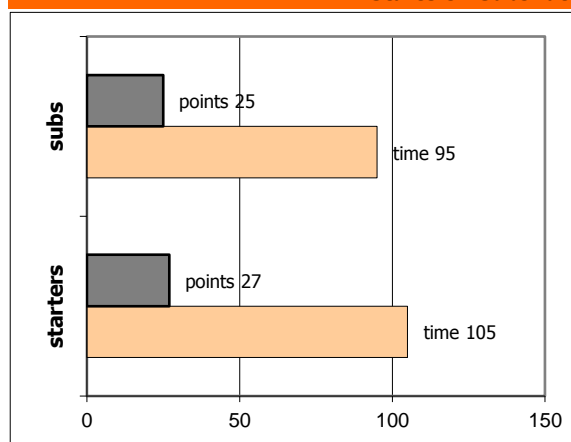
| # | Player | Time (min) | Pts | Ft | 2Fg | 3Fg | +/- | Rbs | | As | St | Tu | Bl | Fouls | | Eff |
|--------------------|--------------------|---------------|-----------|---------------|----------------|---------------|------------|-----------|-----------|----------|----------|-----------|----------|-----------|-----------|-----------|
| | | | | | | | | de | of | | | | | dr | co | |
| 31 | Σίνης Ι. | 28 | 11 | 0 / 1 | 4 / 10 | 1 / 6 | -16 | 7 | 3 | 1 | 0 | 2 | 2 | 2 | 2 | 10 |
| 5 | Βλάμης Εμ. | 10 | 1 | 1 / 2 | 0 / 0 | 0 / 1 | -1 | 0 | 1 | 1 | 0 | 0 | 0 | 1 | 0 | 1 |
| 6 | Γαβρίλης Σπ. | 23 | 8 | 1 / 2 | 2 / 8 | 1 / 2 | -11 | 5 | 1 | 2 | 1 | 7 | 0 | 6 | 5 | 2 |
| 77 | Αναστασόπουλος Αν. | 29 | 3 | 3 / 4 | 0 / 0 | 0 / 4 | -12 | 5 | 1 | 2 | 0 | 3 | 0 | 2 | 1 | 3 |
| 8 | Σταμίρης Σπ. | 11 | 0 | 0 / 0 | 0 / 1 | 0 / 0 | -4 | 1 | 0 | 0 | 2 | 3 | 0 | 1 | 4 | -1 |
| 9 | 0 | 0 | 0 | 0 / 0 | 0 / 0 | 0 / 0 | 0 | 0 | 0 | 0 | 0 | 0 | 0 | 0 | 0 | - |
| 10 | Πασπαλάς Μ. | 4 | 0 | 0 / 0 | 0 / 0 | 0 / 0 | -6 | 1 | 0 | 0 | 0 | 1 | 0 | 0 | 0 | 0 |
| 11 | Αδράμης Στ. | 27 | 8 | 0 / 0 | 1 / 2 | 2 / 6 | -4 | 5 | 1 | 0 | 2 | 0 | 0 | 0 | 1 | 11 |
| 12 | 0 | 0 | 0 | 0 / 0 | 0 / 0 | 0 / 0 | 0 | 0 | 0 | 0 | 0 | 0 | 0 | 0 | 0 | - |
| 13 | Παπαδάκης Κ. | 30 | 6 | 0 / 0 | 3 / 5 | 0 / 6 | -11 | 0 | 0 | 0 | 0 | 1 | 0 | 4 | 2 | -3 |
| 14 | Παπαχρήστος Κ. | 15 | 4 | 0 / 2 | 2 / 4 | 0 / 2 | 0 | 3 | 5 | 0 | 0 | 1 | 0 | 2 | 0 | 5 |
| 15 | Γλυκόπουλος Κ. | 23 | 11 | 3 / 3 | 4 / 5 | 0 / 0 | -10 | 3 | 3 | 0 | 0 | 0 | 0 | 4 | 3 | 16 |
| Team | | | | | | | | 0 | 0 | | | 5 | | 0 | 1 | |
| 1st quarter | | | 15 | 3 / 4 | 3 / 11 | 2 / 6 | | 5 | 5 | 3 | 4 | 6 | 0 | 5 | 4 | 13 |
| 2nd quarter | | | 9 | 1 / 5 | 4 / 10 | 0 / 5 | | 11 | 5 | 0 | 1 | 8 | 0 | 7 | 3 | 3 |
| 3rd quarter | | | 14 | 3 / 3 | 4 / 6 | 1 / 9 | | 7 | 2 | 1 | 0 | 6 | 1 | 5 | 5 | 9 |
| 4th quarter | | | 14 | 1 / 2 | 5 / 8 | 1 / 7 | | 7 | 3 | 2 | 0 | 3 | 1 | 5 | 7 | 14 |
| Final Stats | | 200 | 52 | 8 / 14 | 16 / 35 | 4 / 27 | -75 | 30 | 15 | 6 | 5 | 23 | 2 | 22 | 19 | 39 |
| | | | | 57% | 46% | 15% | | 45 | | | | | | | | |

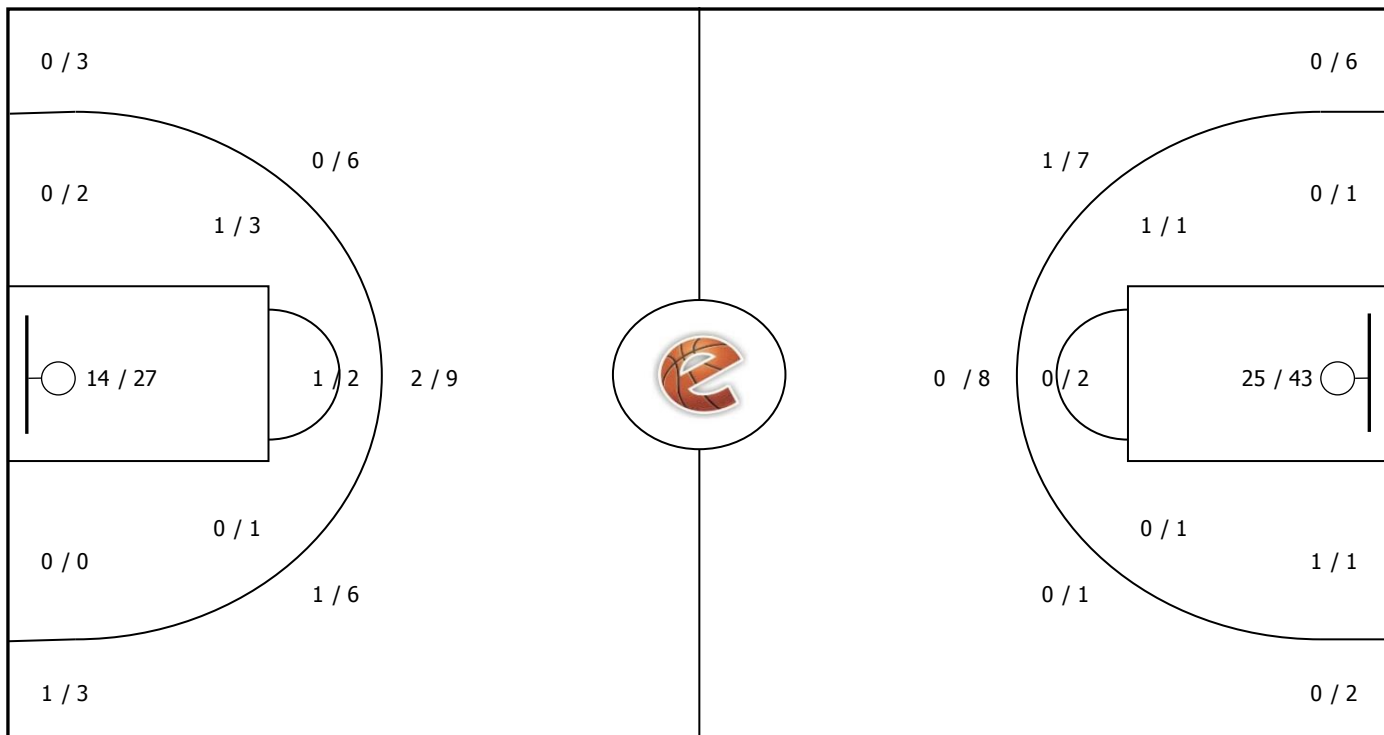
Αργοναύτης Τρ.

Coach: Γιαννακόπουλος

| # | Player | Pts | - | 3s |
|----|----------------|-----|---|----|
| 4 | Σταμάτης Π. | 7 | - | 0 |
| 16 | Αραβαντινός Σ. | 4 | - | 0 |
| 6 | Λίτσο Γ. | 0 | - | 0 |
| 7 | Μουργέλας Α. | 0 | - | 0 |
| 8 | Τσίρος Γ. | 0 | - | 0 |
| 9 | Γεραμάνης Π. | 21 | - | 0 |
| 10 | Ντούσιας Γ. | 2 | - | 0 |
| 11 | Ζακυνθινός Ι. | 13 | - | 0 |
| 12 | Κορομηλιάς Χ. | 18 | - | 1 |
| 17 | Κουρτάλης Ε. | 0 | - | 0 |
| 14 | Μητσάκης Π. | 2 | - | 0 |
| 15 | Κονιάλης Ε. | 0 | - | 0 |

Starters - Subs ratio

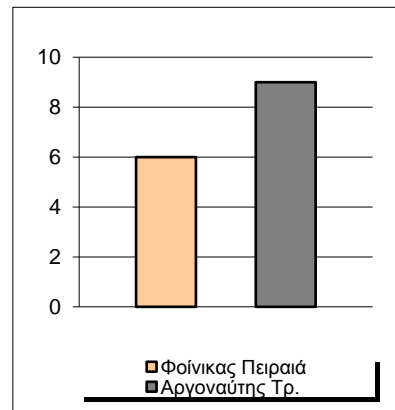
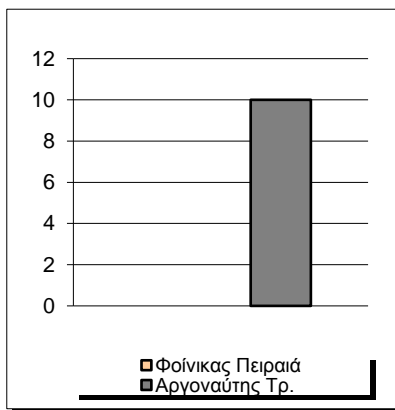
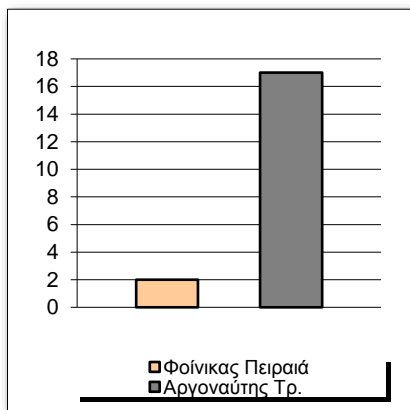




Fastbreak Pts

Turnover Pts

Second Chance Pts



Possessions

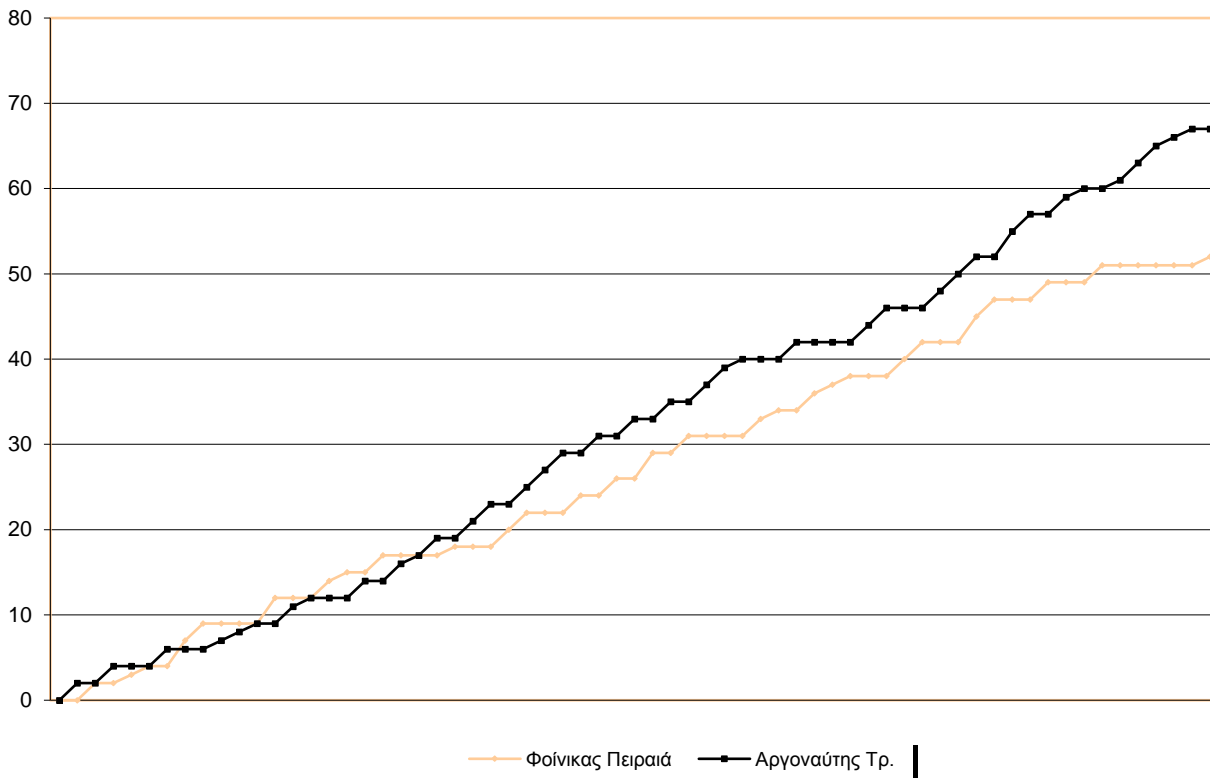
Notes

Ο Φοίνικας Πειραιά είχε 107 κατοχές
 εκ των οποίων κατέληξαν: 62 σε σουτ
 23 σε λάθος
 και 22 σε κερδ. φάουλ

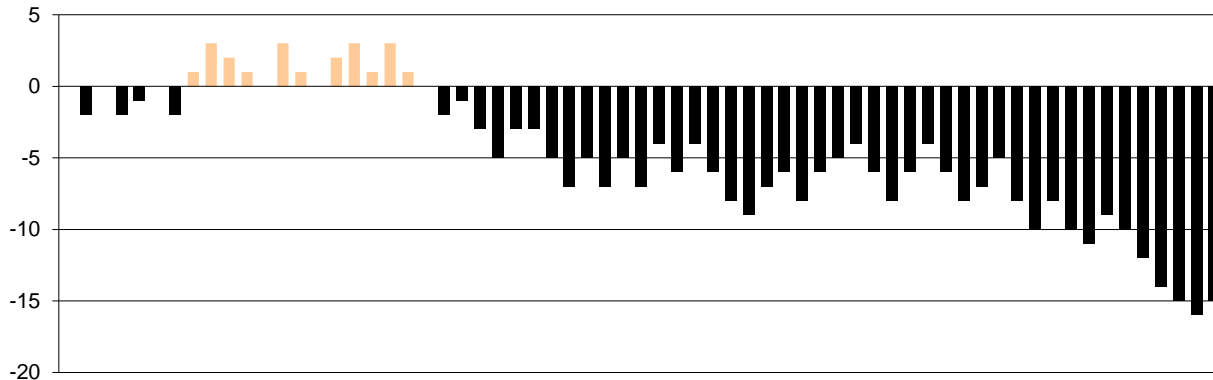


GRAPHIC STATS

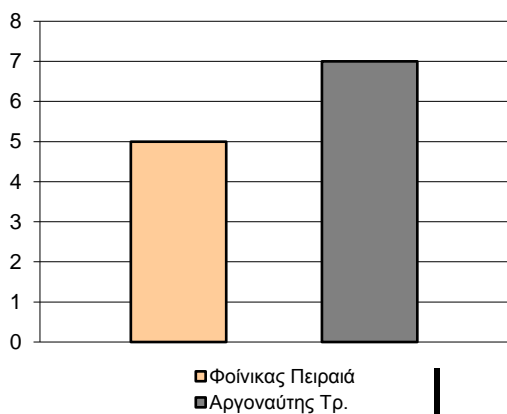
SCORE EVOLUTION



SCORE DIFFERENCE



LARGEST SCORING RUN



LARGEST LEAD

